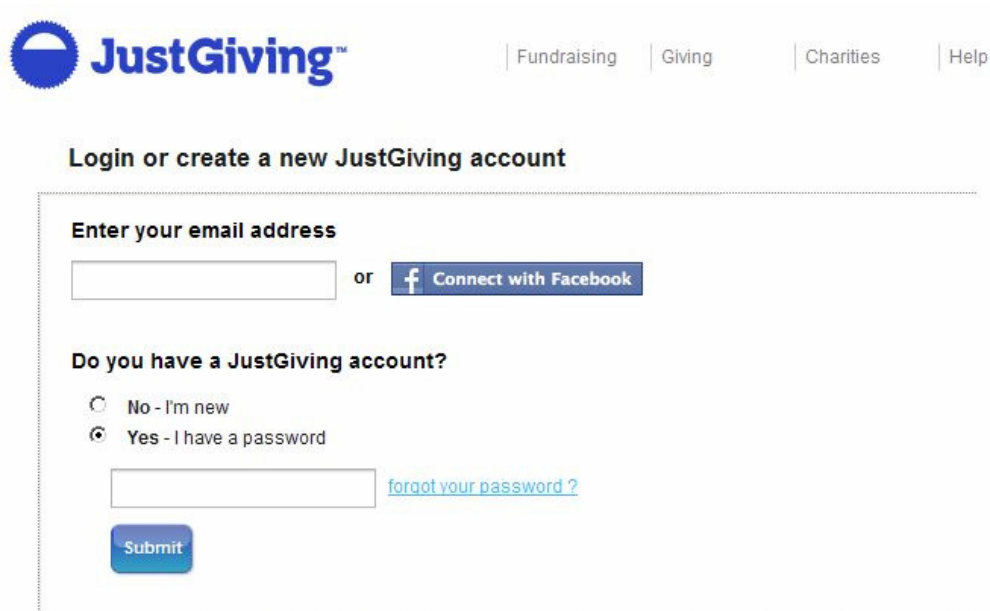


How to create your own personal donation page for the From Here to Maternity

1. Click on the following link (or paste it into your browser)
<https://www.justgiving.com/login>

2. The following screen will now be displayed

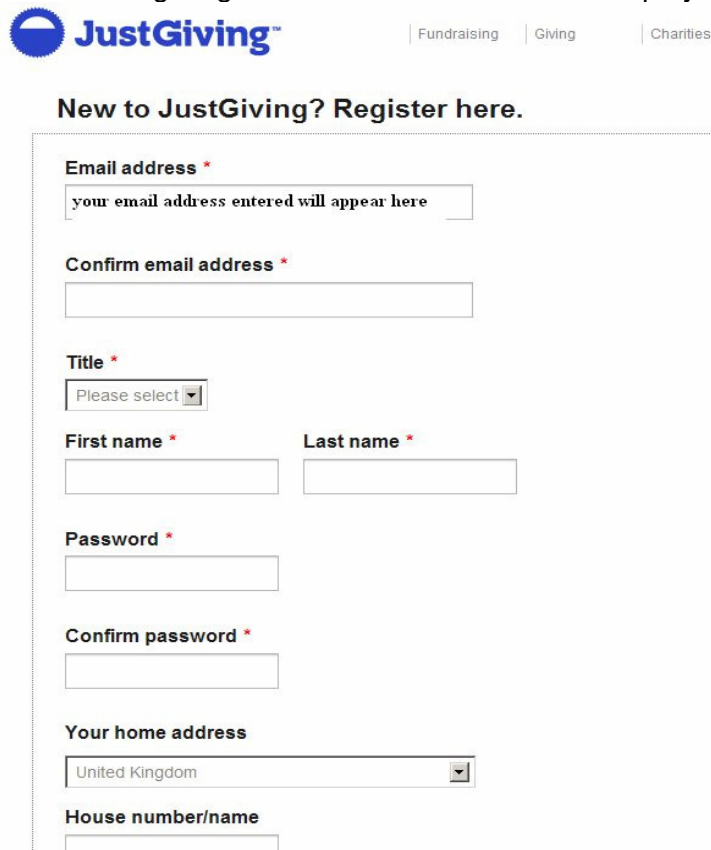


The screenshot shows the JustGiving website's login page. At the top left is the JustGiving logo. To the right are navigation links for Fundraising, Giving, Charities, and Help. The main heading is "Login or create a new JustGiving account". Below this is a form with two options: "Enter your email address" with a text input field, and "or" followed by a "Connect with Facebook" button. Underneath is the question "Do you have a JustGiving account?" with two radio buttons: "No - I'm new" and "Yes - I have a password". The "Yes" option is selected. Below the radio buttons is a text input field for the password and a link for "forgot your password?". A blue "Submit" button is at the bottom of the form.

3. If you do not have a JustGiving account then;

- 3a) enter your email address
- 3b) click on "No-I'm new"
- 3c) click on the "Submit" button

The following Registration screen will then be displayed as follows;



The screenshot shows the JustGiving registration page. At the top left is the JustGiving logo. To the right are navigation links for Fundraising, Giving, and Charities. The main heading is "New to JustGiving? Register here.". Below this is a registration form with the following fields: "Email address *" with a text input field containing the placeholder "your email address entered will appear here"; "Confirm email address *" with a text input field; "Title *" with a dropdown menu showing "Please select"; "First name *" and "Last name *" with two text input fields; "Password *" with a text input field; "Confirm password *" with a text input field; "Your home address" with a dropdown menu showing "United Kingdom"; and "House number/name" with a text input field.


Enter the details as requested. The fields marked with an asterix (*) are mandatory and must be entered.

3d) for the address part of the webpage, enter your postcode in the box and click on the find address button;



3e) A list of all properties with the postcode entered will now be displayed.

3f) Scroll down to locate your property and click on your property address in the "Your home address" box



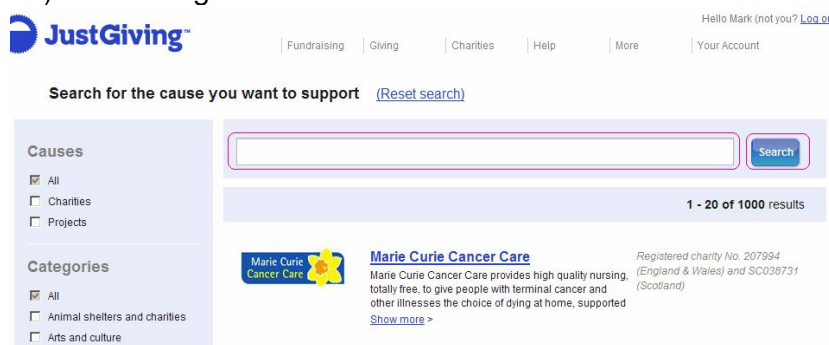
3g) Click on the "Use selected address" button

3h) Click on the "Create account" button

3i) A new page will be displayed

4a) Click on the "Make a new fundraising page" link

4b) Enter "Lingen Davies" in the "Search box"



4d) Click on the "Search button"

4e) Details of other similar charities will be displayed.


4f) Click on the "Lingen Davies Cancer Fund" link

4g) The following page will now be displayed. Click on the "Organised event" button



Let us know what you're doing

There might be more than one reason you're fundraising. Please pick the one which feels most relevant to your fundraising:

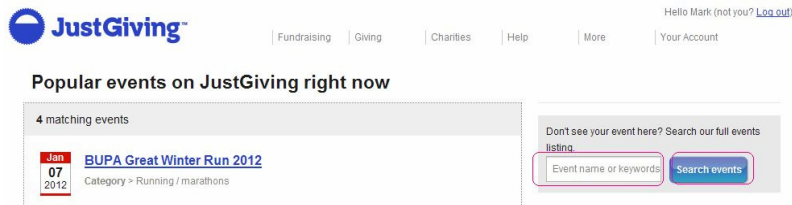


Taking part in an organised event

You could be doing a marathon, trek, walk, cycle, swim, triathlon, skydive – in fact any type of official or unofficial organised event to raise money.

[Organised event](#)

4h) The following screen will be displayed. Enter "A Good Day to Tri Hard" and click on "Search events"



JustGiving™ Fundraising Giving Charities Help More Your Account Hello Mark (not you? [Log out](#))

Popular events on JustGiving right now

4 matching events

Jan 07 2012 [BUPA Great Winter Run 2012](#)
Category > Running / marathons

Don't see your event here? [Search our full events listing](#)

[Search events](#)

4i) Please note: The event won't be listed, so please click on 'create your own' event link

Find your event

Add the event name or keywords

[Search events](#)

0 matching events

No events found. Please try again or [create your own](#).

4j) The following screen will be displayed. Enter the details as shown below



Let's finalise your selection

Just fill in a few details below and you'll be able to start fundraising straight away.

Tell us about your activity

This will help your charity (and us) understand the different ways people raise money.

*indicates required field

It's a called *

which starts on * and ends on

I'm doing this event in memory of someone

4k) Click on the "Create you page" button at the bottom of the webpage



5) Your individual page has now been created and will be displayed and will show your unique webpage address.



5a) The webpage address as displayed [www.justgiving.com/\(your details\)](http://www.justgiving.com/(your details)) This is the web address you give to your family/friends/colleagues for their donations.

5b) You can personalise you individual page if you wish to, add photos etc.

5c) Once personalised (or not) click on the continue button (bottom right of the page)



5d) The following screen will be displayed. Click on the "Join team" button

Join a fundraising team

You are about to join **A Good Day to Tri Hard**

You can join in two ways: you can create a new fundraising page OR you can add a current fundraising page to the team.

Select the page you want to add to the team

 Mark's page (www.justgiving.com/Mark-Baker8)

Or

[Make a new fundraising page](#)

[Cancel](#)

[Join team](#)

The following Screen will be displayed and you have now successfully completed the registration process and are linked to the team.

You have joined the team

You've added your fundraising page **Mark's page** to the team **1** From Here to Maternity

Your team page is at: [www.justgiving.com/teams/ fromheretomaternity](http://www.justgiving.com/teams/fromheretomaternity)

Any problems? Email threefoxes@gmail.com or contact us via the our website at www.shropshirecharityevents.co.uk